


SENSICA

Sensilight training

**Sensilight line**



# Hair removal – RPL™ technology



## Sensilight Mini



300,000

**FDA cleared**  
Double-Safety Mechanism  
Reacts to skins unique conditions  
Ergonomic design to fit your palm  
2 modes

## Sensilight Yang



200,000

**FDA cleared**  
Double Safety Mechanism  
Light & Compact  
Unique design  
2 modes

## Sensilight Pro



Unlimited

**FDA cleared**  
Professional addition to the IPL line  
Double-Safety Mechanism  
Skin color detection button  
Cordless  
2 attachments (4.5/3cm<sup>2</sup>)  
Automatic gliding mode  
Up to 600 flashes in 1 charge  
the highest in the market

# RPL™ Technology: How It Works

- RPL™ technology takes the widely known IPL technology one step further, incorporating unique sensors that continuously react to your skin's specific needs, with every single pulse of light.
- Reactive: No flash will be emitted if your skin is too tanned, dark or not in full contact with your skin.

Pulse of light



Light energy is absorbed by the melanin in the hair shaft and stem cells in the papillary dermis



The light energy is transformed into thermal energy



Thermal coagulation of the hair bulb

[GO TO Sensilight animation](#)

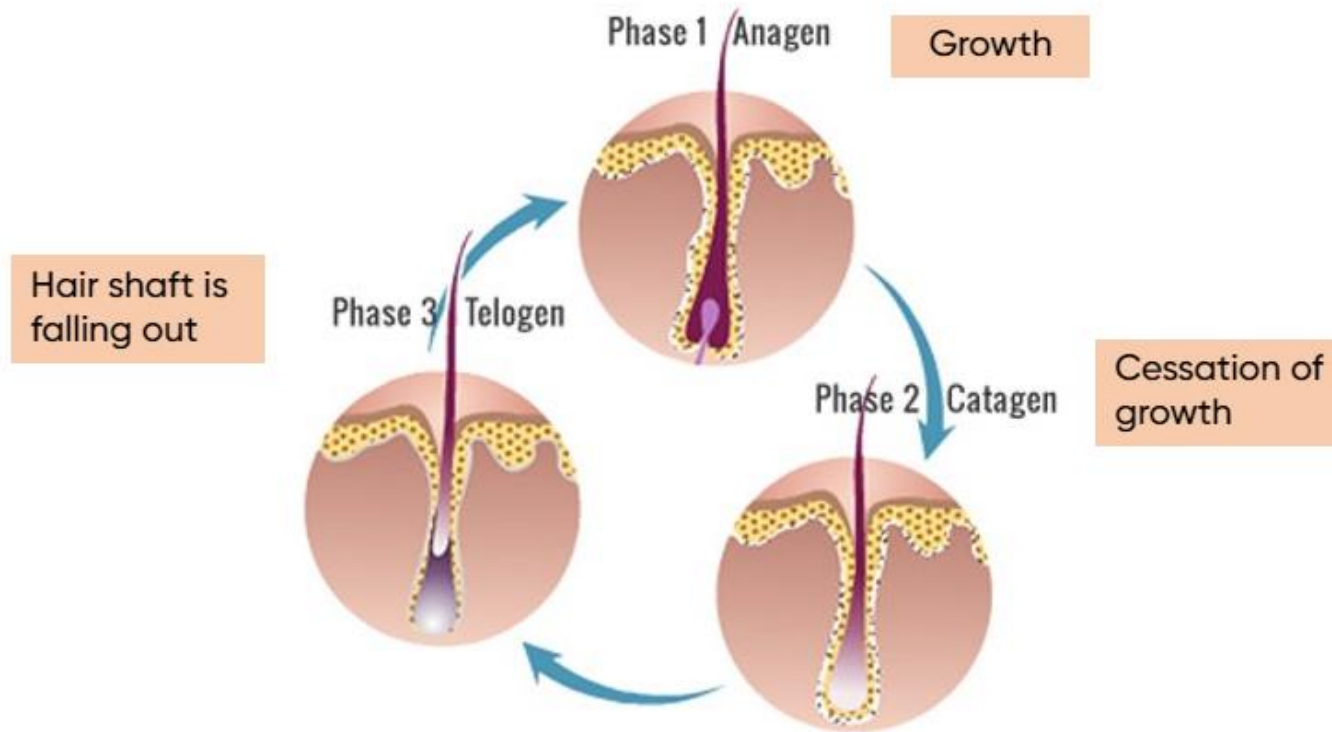
# Who can use RPL™ Devices

- Sensilight is intended for those who desire to remove unwanted hair from body and allowed facial areas (below chick bones line)
- Sensilight is safe to use for Fitzpatrick skin tones I-V
- If the skin tone is too dark or too tanned- flash will be disabled
- Both women and men can use Sensilight
- RPL™ technology works best for dark hair on light skin
- Suitable for generally healthy population, according to the list of contraindications found in the User Manual



# The hair cycle

Hair removal is only possible during the Anagen (growth) phase!



# RPL™ Before & After

Before

Bikini Line



Arm pit



Upper lip



After




# MY TO-GO HAIR REMOVAL

USING THE SAME TECHNOLOGY AS PROFESSIONAL COSMETIC INSTITUTES, SENSILIGHT YANG DELIVERS LONG-LASTING HAIR REMOVAL, QUICKLY, SAFELY AND RELIABLY, FROM THE COMFORT OF YOUR HOME.

- 200,000 Flashes
- Ergonomic - maximum treatment comfort
- Safe - equipped with advanced double safety mechanism  
Skin tone and contact sensors
- Fast – 3cm<sup>2</sup> treatment window
- Easy to use
- Suitable for body & face
- FDA cleared
- 3 energy levels
- 2 treatment modes: Stamp & Glide

## Sensilight Yang



# MY COMPACT PERMANENT HAIR REMOVAL

DELIVERING LONG-LASTING HAIR REMOVAL, THE SENSILIGHT MINI IS A COMPACT, SAFE HANDHELD DEVICE. QUICK AND EASY-TO-USE.

- 300,000 Flashes
- Light weight & compact (only 220gr!)
- Large treatment area- 3cm<sup>2</sup>
- Safe: equipped with advanced double safety mechanism  
Skin tone and contact sensors
- As fast as 7 mins to treat lower leg and 5 mins to treat  
an armpit
- Designed to easy access hard-to-reach areas
- Easy to use
- Suitable for body & face
- FDA cleared
- 3 energy levels
- 2 treatment modes: Stamp and Glide

## Sensilight MINI



# MY ADVANCED PERMANENT HAIR REMOVAL

SENSILIGHT PRO IS THE NEXT GENERATION OF RPL™ DEVICES, FEATURING STATE-OF-THE-ART IPL TECHNOLOGY.

- Unlimited Flashes – for a lifetime
- Cordless – for maximum comfort
- Safe – equipped with advanced double safety mechanism
- Innovative – Skin tone detection button for energy level recommendation
- Easy to use
- Suitable for small & large treatment areas
- FDA cleared
- 2 treatment windows (4.5cm/2cm)
- 6 energy levels
- Trigger-less treatment
- Up to 600! Flashes in one charge

## Sensilight PRO

- 1 Internal lamp (Flashing lamp)
- 2 Treatment window
- 3 Trigger button
- 4 Energy level display
- 5 Battery level display
- 6 Energy level selection buttons
- 7 energy recommendation button
- 8 ON/OFF button
- 9 Indicator lamp
- 10 Skin tone and contact sensor
- 11 Power supply socket
- 12 Precise treatment window





# Recommended Treatment

- Perform Preliminary 48 hours prior to full first treatment!
- While treating with Sensilight/MINI/PRO, do not overlap pulses on the same spot.
- Body hair:
  - The first 1–4 hair removal treatments will be approximately two weeks apart.
  - The next 5–8 hair removal treatments will be four weeks apart.
- Facial hair:
  - The first 1–5 hair removal treatments will be approximately two weeks apart.
  - The next 6–8 hair removal treatments will be four weeks apart.
- 8+ hair removal treatments as needed, until desired results are achieved.

# How To Use

## 1 Shave & clean



Make sure the skin is clean, dry and free of any residue of lotions, creams or deodorants

## 2 Plug in/Turn on and Select energy



Always begin with the lowest energy level and increase only if it feels comfortable

## 3 Start treatment



Make sure during the entire treatment that the device is in full contact with the skin and try not to overlap flashes on the same spot



Note: prior to full area treatment perform a Preliminary Test!

# High User satisfaction

96%

reported the treatment to be pain free

98%

found the device intuitive and easy to use



75%

hair reduction on treated areas after just 8 treatments.

98%

will recommend Sensilight to a friend or a family member

**THANK YOU**

SENSICA

